

# carTeck®


## Side Hinged Doors GSW 40-L

GARAGE DOORS AND SIDE DOORS IN A  
WIDE RANGE OF DESIGNS – NUMEROUS  
FINISHES, SURFACES, COLOURS AND  
GLAZING ELEMENTS



WE OPEN THE DOORS FOR PROGRESS

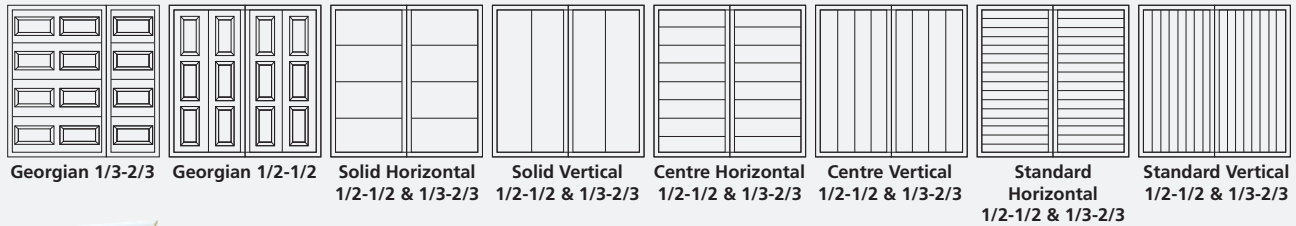
# Side Hinged Doors GSW 40-L



## Superior quality

Quite simply the very best - solid panels, engineered frames and high grade fittings result in a door that closes with a reassuring clunk. Security is excellent and the range of styles, finishes and windows allows you to personalise the door to suit your home and tastes. 1/2 and 1/2 opening and 1/3-2/3 configurations further increase versatility.

## Design choices



## Solid 40mm thick panels

Doors are built with 40mm thick interlocking panels that insulate and reduce sound transmission. The mitred door leaf frame and door frame are finished in a matching smooth finish for white, Trend and RAL coloured doors and a complimentary flat colour for Golden Oak (RAL8003), Rosewood (RAL8016) and Dark Oak (RAL8014) wood grain effect finishes.

Woodgrain	Woodgrain	Smooth	Smooth	Stucco	Micro Profile	Trend colours
White	Golden Oak	Golden Oak	White	White	White	Flame red
Trend	Rosewood	Rosewood	Trend	Trend	Trend	Gentian blue
RAL	Dark Oak	Dark Oak	RAL	RAL	RAL	Moss green
						Fir green
						Anthracite grey
						Light grey
						Window grey
						Sepia brown
						Cream white
						White aluminium
						Grey aluminium
						TT 703
						A special satin metallic effect - grey with micaceous iron ore particles.

## A spectrum of finishes

The surface finish of doors is easily adapted to suit your home. Doors are supplied as standard in traffic white embossed wood grain on the outside (similar to RAL 9016) and grey white embossed wood grain on the inside (RAL 9002). Golden Oak, Rosewood and Dark Oak are durable wood effect laminates that match well with UPVC doors and windows. Trend colours are a selection of popular colours, however almost all RAL colours are optionally available.




## Neat inside too

The inside of the door is very presentable - no unsightly bracings just a practical wipe clean surface.

## Make the most of light

Scratch-proof, easy-clean windows in attractive designs allow light into your garage. Round and square porthole windows are also available for solid panel designs.



For more details on styles, finishes and window options please refer to our Sectional Door GSW 40-L catalogue.



## High quality hinges

Aluminium hinges with secured hinge bolts make it extremely difficult to lever open the door and are easily adjusted. 2 or 3 hinges are fitted to each leaf dependent on size.



## Stainless steel handles

High grade stainless steel handles and lock covers are tough and attractive.



## Double seals & mitred corners

In addition to the circumferential seal around the door leaf the door frame has a three-sided seal for excellent draught reduction. Profiles are mitre jointed for a neat finish.



## Door stays

Protecting your door from slam closure on windy days these top grade, spring dampened stays hold the door securely in the open position.



## Flush bolt security

The inactive leaf is secured with flush bolts to the top and bottom of the leaf. The picture also shows the rot proof floor seal and threshold.

## Alternative or Complimentary

Side hinged doors are an alternative to sectional doors but can also compliment them with matching side access. Getting your lawn mower out of the garage? A side hinged door is perfect and, for ride on mowers, a pair of doors allows drive in access.

